



ADMINISTRATIVE & FINANCE COMMITTEE MEETING AGENDA

**Friday, April 8, 2022
8:00 A.M.**

Call meeting to order – Chair Davert

Public Communications to the Committee

Additional items arising after posting of agenda

1. Monthly Financial Reports Feb 2022
Recommendation: Receive and File
2. Monthly Disbursements
Recommendation: Receive and File
3. Installment Purchase Agreement Report
Recommendation: Receive and File
4. Rate Study Presentation
Recommendation: Receive and File

Adjournment

NOTE: On March 4, 2020, California Governor Newsom declared a State of Emergency in California as a result of the COVID-19 Pandemic, for which State and Orange County Public Health Officials have continued to recommend measures to promote social distancing. Pursuant to Government Code Section 54953, and corresponding findings of the Board that currently remain in effect (1) members of the Board of Directors and public may elect to attend this Regular Meeting by telephone or video conference due to concerns relative to COVID-10 Coronavirus and avoidance of public gatherings, and (2) **THERE WILL BE NO PUBLIC LOCATION TO ATTEND THIS MEETING IN PERSON.** The public may attend either telephonically by calling into, or by videoconference by logging into, the meeting at:

To Access the Meeting by Computer/Device:

<https://us02web.zoom.us/j/82831586904?pwd=YVRiYm5ONDVCa25scm9SS0FaRUhrdz09>
or short link <https://bit.ly/3KgrpJ8>

To Access the meeting by Phone:

Dial: (669) 900-6833

Meeting ID: 828 3158 6904 Passcode: 943045

Members of the public shall be permitted to speak live at the meeting as to both agendized and non-agendized items, as reflected in the agenda, utilizing the above-referenced internet or telephone options. Those wishing to speak may either submit a speaker request via the on-line chat feature before an item is heard, or by verbally indicating their desire to comment at the time the item is called. Additionally, members of the public may, but are not required to, e-mail comments to Sylvia Prado at sprado@eocwd.com up to 30 minutes before the Committee meeting, and such comments shall be provided to the Committee. Members of the public wishing to attend the meeting that require other reasonable modifications or accommodation to facilitate such attendance should contact Ms. Prado at (714) 538-5815 or the e-mail provided as soon as feasible before the meeting to make such request.

Availability of agenda materials: Agenda exhibits and other writings that are disclosable public records distributed to all or a majority of the members of the East Orange County Water District Administrative & Finance Committee in connection with a matter subject to discussion or consideration at an open meeting of the Administrative & Finance Committee are available for public inspection in the District's office, 185 McPherson Road, Orange, California ("District Office"). If such writings are distributed to members of the Committee less than 72 hours prior to the meeting, they will be available via phone or email request to Ms. Sylvia Prado at (714) 538-5815 or sprado@eocwd.com.



MEMO

TO: ADMINISTRATION AND FINANCE COMMITTEE
FROM: GENERAL MANAGER
SUBJECT: MONTHLY FINANCIAL STATEMENTS FOR FEBRUARY
DATE APRIL 8, 2022

Background

February Monthly Financial Statements for Wholesale Zone, Retail Zone, and ID1 (wastewater).

Recommendation

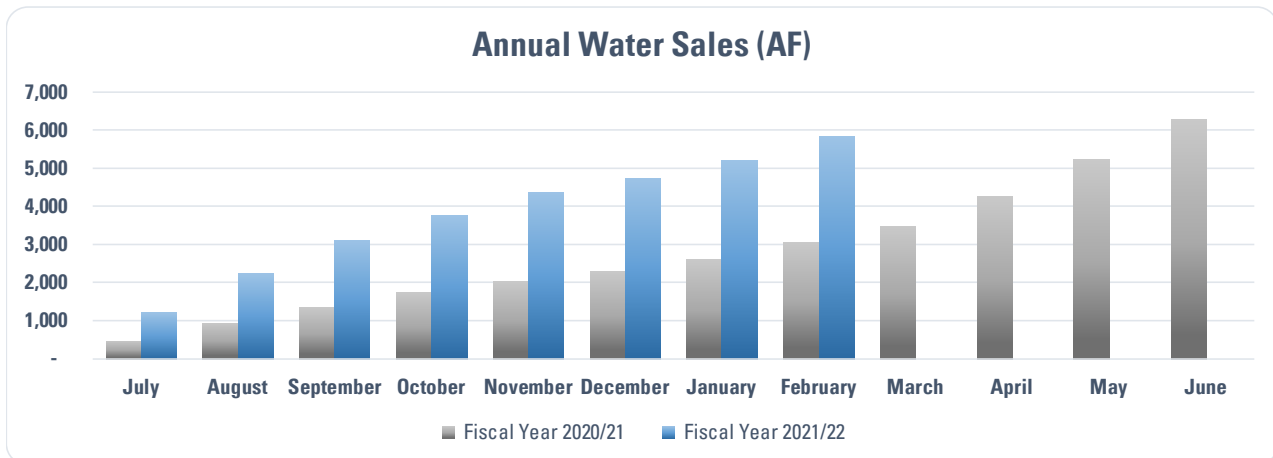
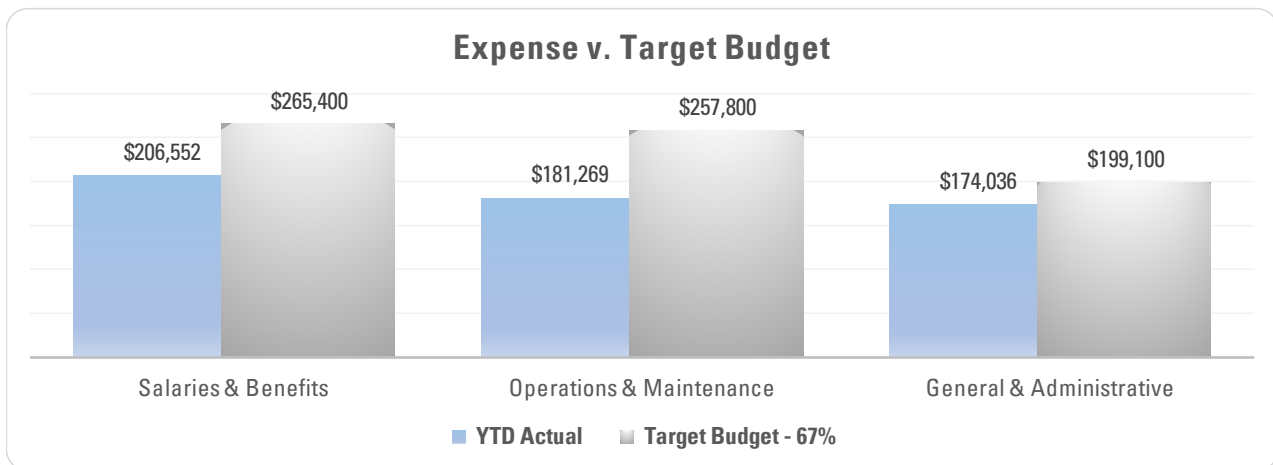
Informational.

Attachment(s): WZ, RZ, and ID1 Financial Statements for February



Revenue & Expense Summary Wholesale (Unaudited) Period Ending February 28, 2022

	A	B	C	D = B/C
	FEB 2022 ACTUAL	YTD ACTUAL	2021/22 ANNUAL BUDGET	YTD BUDGET %
1 REVENUES				
2 Operating Revenues	\$ 777,477	\$ 6,943,602	\$ 5,619,400	124%
3 Non-Operating Revenues	8,112	642,383	1,189,400	54%
4 TOTAL REVENUES	785,588	7,585,984	6,808,800	111%
5 EXPENSES				
6 Source of Supply	730,515	6,588,432	5,116,900	129%
7 Salaries & Benefits	25,985	206,552	398,100	52%
8 Operations & Maintenance	28,434	181,269	386,700	47%
9 General & Administrative	17,817	174,036	298,600	58%
10 TOTAL EXPENSES	802,752	7,150,290	6,200,300	115%
11 NET INCOME / (LOSS) BEFORE DEBT, CAPITAL & ADPS	(17,164)	435,695	608,500	72%
12 Section 115 Pension Trust Contributions	-	-	(50,000)	0%
13 CalPERS Additional Discretionary Payments	-	(149,485)	(149,500)	100%
14 Capital Expenses (Reserve-Funded)	(60,652)	(389,683)	(2,845,400)	14%
15 NET INCREASE / (DECREASE) TO RESERVES	\$ (77,816)	\$ (103,473)	\$ (2,436,400)	

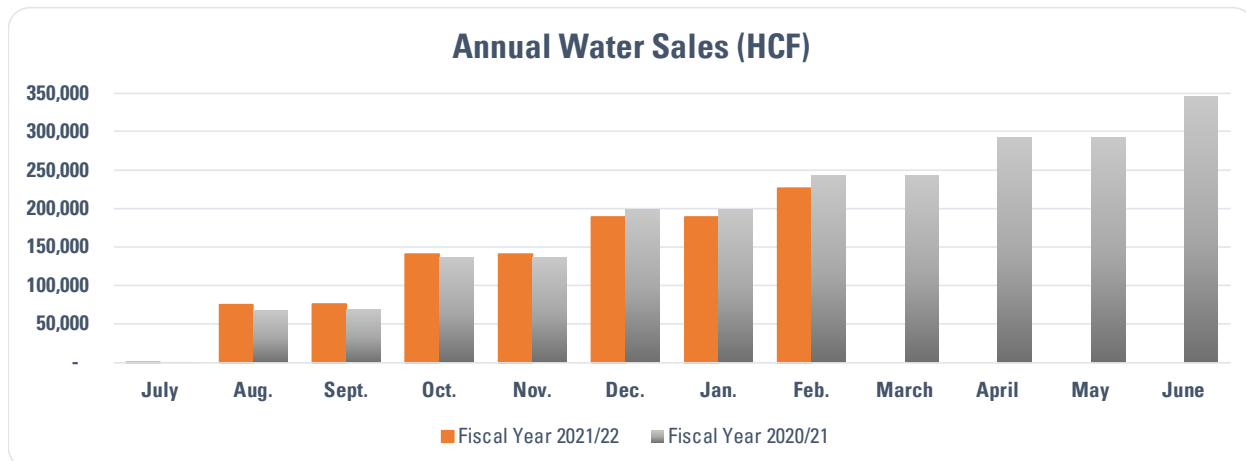
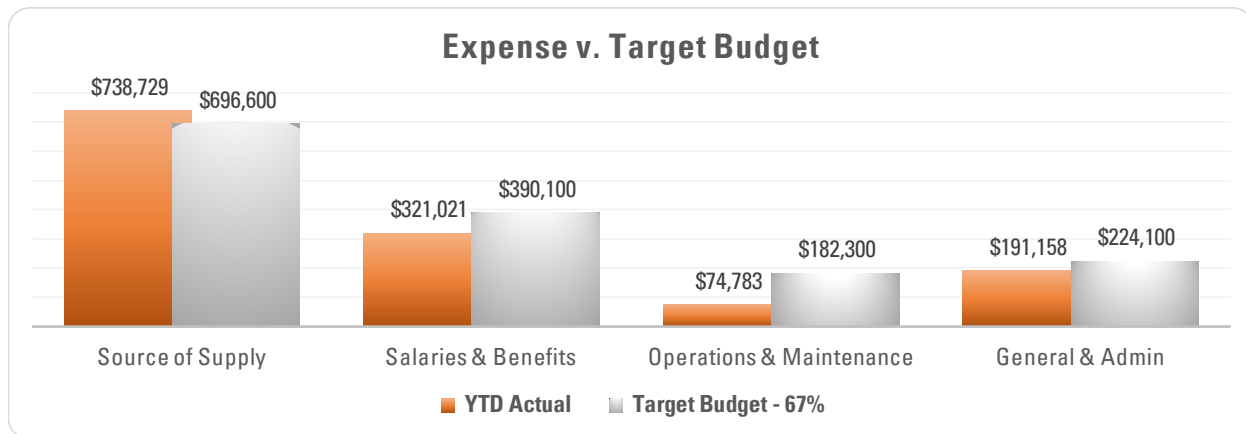


No assurance provided on these financial statements. The financial statements do not include a statement of cash flows. Substantially all disclosures required by accounting principles generally accepted in the U.S. not included.



Revenue & Expense Summary Retail (Unaudited) Period Ending February 28, 2022

	A	B	C	D = B/C
	FEB 2022 ACTUAL	YTD ACTUAL	2021/22 ANNUAL BUDGET	YTD BUDGET %
1 REVENUES				
2 Operating Revenues	\$ 370,558	\$ 1,835,795	\$ 2,667,300	69%
3 Non-Operating Revenues	339	301,706	505,500	60%
4 TOTAL REVENUES	370,897	2,137,501	3,172,800	67%
5 EXPENSES				
6 Source of Supply	80,340	738,729	1,044,900	71%
7 Salaries & Benefits	39,616	321,021	585,100	55%
8 Operations & Maintenance	6,144	74,783	273,400	27%
9 General & Administrative	28,208	191,158	336,200	57%
10 TOTAL EXPENSES	154,308	1,325,691	2,239,600	59%
11 NET INCOME / (LOSS) BEFORE DEBT, CAPITAL & ADPs	216,589	811,810	933,200	87%
12 Debt Service	-	(45,432)	(259,100)	18%
13 Section 115 Pension Trust Contributions	-	-	(50,000)	0%
14 CalPERS Additional Discretionary Payments	-	(149,485)	(149,500)	100%
15 Capital Expenses (Reserve-Funded)	(27,014)	(307,025)	(2,174,900)	14%
16 NET INCREASE / (DECREASE) TO RESERVES	\$ 189,575	\$ 309,868	\$ (1,700,300)	

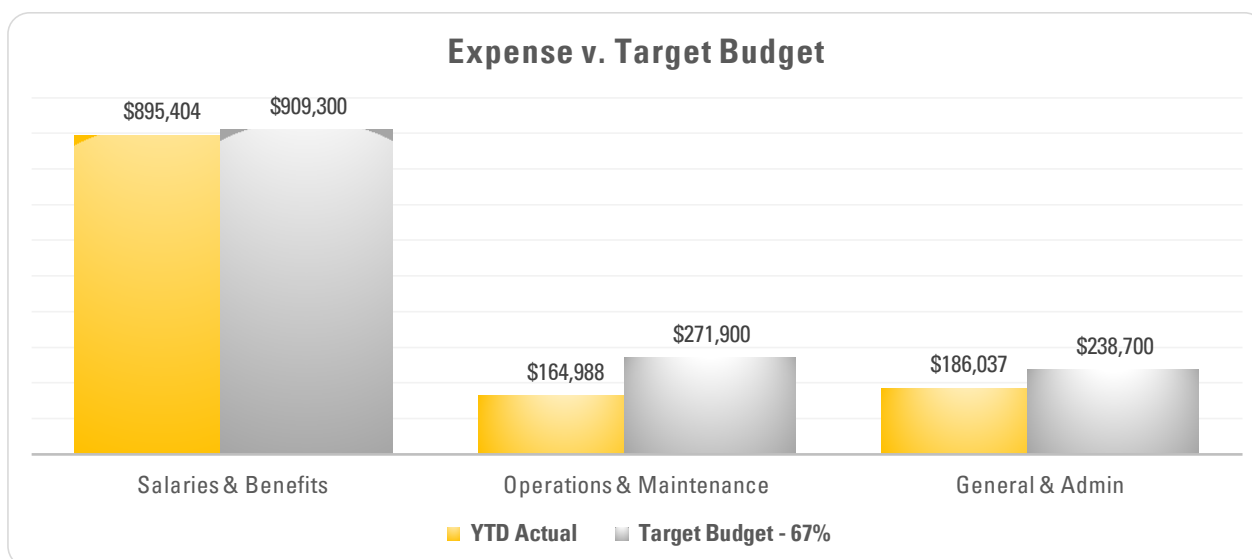


No assurance provided on these financial statements. The financial statements do not include a statement of cash flows. Substantially all disclosures required by accounting principles generally accepted in the U.S. not included.



Revenue & Expense Summary Sewers (Unaudited) Period Ending February 28, 2022

	A	B	C	D = B/C
	FEB 2022 ACTUAL	YTD ACTUAL	2021/22 ANNUAL BUDGET	YTD BUDGET %
1 REVENUES				
2 Operating Revenues	\$ 9,192	\$ 1,789,605	\$ 3,171,300	56%
3 Non-Operating Revenues	(149,880)	(455,435)	878,500	-52%
4 TOTAL REVENUES	(140,688)	1,334,170	4,049,800	33%
5 EXPENSES				
6 Salaries & Benefits	105,436	895,404	1,364,000	66%
7 Operations & Maintenance	8,362	164,988	407,900	40%
8 General & Administrative	20,117	186,037	358,000	52%
9 TOTAL EXPENSES	133,915	1,246,429	2,129,900	59%
10 NET INCOME / (LOSS) BEFORE DEBT, CAPITAL & ADPs	(274,603)	87,741	1,919,900	5%
11 Less: Debt Service	-	(181,728)	(1,036,300)	18%
12 Less: Section 115 Pension Trust Contribution	-	-	(50,000)	0%
13 Less: CalPERS Additional Discretionary Payments	-	(17,333)	(17,400)	100%
14 Less: Capital Expenses (Reserve-Funded)	(14,963)	(318,373)	(2,543,600)	13%
15 Less: Prior Year Expense	-	(129,375)	-	0%
16 NET INCREASE / (DECREASE) TO RESERVES	\$ (289,566)	\$ (559,068)	\$ (1,727,400)	





MEMO

TO: ADMINISTRATION & FINANCE COMMITTEE
FROM: GENERAL MANAGER
SUBJECT: MONTHLY DISBURSEMENTS
DATE APRIL 8, 2022

Background

Monthly disbursements

Recommendation

Approval of disbursements as submitted.

Attachment(s): Monthly disbursements report

EAST ORANGE COUNTY WATER DISTRICT

DISBURSEMENT SUMMARY

April 8, 2022

WHOLESALE AND RETAIL BILLS	\$174,832.20
EFT Wire Transfer	\$0.00
DIRECTOR'S PAYROLL	\$2,134.34
EMPLOYEE'S PAYROLL	\$144,966.65
DISBURSEMENT TOTAL	<u><u>\$321,933.19</u></u>

TRANSFER SUMMARY

TRANSFERS	\$ 1,335,000.00
TRANSFER TOTAL	<u><u>\$1,335,000.00</u></u>

NOTE: THE EXPLANATION OF FUNDS TRANSFERRED IS SHOWN ON THE FUNDS TRANSFERRED SHEET ATTACHED.

East Orange County Water District Bills For Consideration

As of April 6, 2022

Date	Num	Name	Memo	Credit
Mar 17 - Apr 6, 22				
03/21/2022	6347	ALS GROUP USA, CORP	Laboratory Analysis (water quality) March 2022	422.50
03/21/2022	6348	AT&T	Various SCADA Lines 03/05/22-04/04/22	86.40
03/21/2022	6349	AYALA ENGINEERING	Manhole Maintenance	11,750.00
03/21/2022	6350	CINTAS CORPORATION NO. 3	Uniforms - March 2022	97.65
03/21/2022	6351	COUNTY OF ORANGE	Permit & Inspection Fees	66.34
03/21/2022	6352	CR&R INC.	Waste Disposal Service 03/01/22-03/31/22	194.59
03/21/2022	6353	CUMMINS INC.	Vista Panorama Sidehill Generator	1,230.02
03/21/2022	6354	EIDE BAILLY LLP	Consulting Services Retainer & Out of Scope - February 2022	10,022.50
03/21/2022	6355	GALLADE CHEMICAL	Water Quality Testing Materials	864.48
03/21/2022	6356	GOLDEN METERS SERVICE INC.	Retail Meter Purchases	4,090.00
03/21/2022	6357	GRAINGER	Small Tools	42.04
03/21/2022	6358	HAAKER EQUIPMENT COMPANY	Equipment Maintenance	1,423.64
03/21/2022	6359	HACH COMPANY	Water Quality Testing Materials	373.47
03/21/2022	6360	HILL BROTHERS CHEMICAL CO	Chemicals for WZ Reservoir	651.25
03/21/2022	6361	HOME DEPOT CREDIT SERVICES	Misc. Hardware, Materials & Tools/Maintenance	829.77
03/21/2022	6362	MATRIX COMPUTER SERVICE	IT Support 01/22/22 - 02/18/22	2,185.00
03/21/2022	6363	MCMASTER-CARR SUPPLY COMPANY	Small Tools	170.02
03/21/2022	6364	MKN	Barrett Pump Station Replacement	16,634.59
03/21/2022	6365	PLUMBERS DEPOT INC.	Recycle Water Puller Pacakage	3,602.08
03/21/2022	6366	RAFTELIS FINANCIAL CONSULTANTS	Professional Services 02/01/22 - 02/28/22	8,310.00
03/21/2022	6367	RED WING SHOE STORE	Boots for Employees	250.00
03/21/2022	6368	SOUTHERN CALIFORNIA EDISON	Electricity - Various Locations 02/02/22 - 03/03/22	2,235.38
03/21/2022	6369	SPECTRUM BUSINESS	Office Internet 03/08/22-04/07/22	137.97
03/21/2022	6370	STEVEN ANDREWS ENGINEERING	Engineering Services 02/01/22-02/28/22	2,760.00
03/21/2022	6371	TOTAL EXTERMINATING INC	Rodent Control - Peter's Canyon Res - February 2022	550.00
03/21/2022	6372	UNDERGROUND SERVICE ALERT	USA Location - February 2022	410.53
03/21/2022	6373	UNITED WATERWORKS INC.	Mains Repiar	818.36
03/21/2022	6374	USA BLUE BOOK	Water Quality Testing Materials	362.99
03/21/2022	6375	WATERLINE TECHNOLOGIES INC.	Water Quality	980.20
03/21/2022	6376	waterTALENT, LLC	Temporary Distribution Operator	2,352.00
03/21/2022	6377	WEST YOST & ASSOCIATES, INC	Professional Services 01/01/22 to 02/04/22 - Scada Upgrade	4,485.00
03/21/2022	6378	YO FIRE	Meter Lids	808.13
03/30/2022	6379	ALL AMERICAN ASPHALT	Panorama Heights Manhole and Water Valve Can Adjustments	67,236.25
03/30/2022	6380	ALLCOM BUILDING SERVICES, LLC	April 2022 Janitorial	710.00
03/30/2022	6381	ALS GROUP USA, CORP	Laboratory Analysis (water quality) March 2022	1,725.00
03/30/2022	6382	ATKINSON, ANDELSON, LOYA, RUUD & ROMO	February 2022 Legal Fees	14,339.40
03/30/2022	6383	Christina Traver	RZ Customer Deposit Refund	559.66
03/30/2022	6384	CINTAS CORPORATION NO. 3	Uniforms - March 2022	206.96
03/30/2022	6385	FOOTHILL SENTRY, INC	Water Conservation Ad	525.18
03/30/2022	6386	GENERATOR SERVICES CO, INC	Generator Rental 03/01/22 - 03/31/22	2,699.52
03/30/2022	6387	HILL BROTHERS CHEMICAL CO	Chemicals for WZ Reservoir	971.25
03/30/2022	6388	INSTANT LUBE, INC.	Vehicle Maintenance	49.55
03/30/2022	6389	IRVINE PIPE SUPPLY	WZ Mains	642.43
03/30/2022	6390	MATRIX COMPUTER SERVICE	IT Support 02/19/22 - 03/14/22	997.50
03/30/2022	6391	PARADISE DRINKING WATERS	Bottled Water (Office/Field)	56.70
03/30/2022	6392	STANDARD INSURANCE COMPANY	Life Insurance Premium 04/01/22-04/30/22	772.03
03/30/2022	6393	THE SHERWIN-WILLIAMS CO	Hydrant Maintenance	277.67
03/30/2022	6394	TOTAL EXTERMINATING INC	Rodent Control - Peter's Canyon Res March 2022	275.00
03/30/2022	6395	WATERLINE TECHNOLOGIES INC.	Water Quality	380.25
03/30/2022	6396	YO FIRE	WZ Mains	3,210.95
Mar 17 - Apr 6, 22				174,832.20

EAST ORANGE COUNTY WATER DISTRICT
 CITIZENS BUSINESS BANK
 Prior Month's Checks To Ratify
 DIRECTORS' PAYROLL*
 8-Apr-22

PAYMENT FOR BOARD AND COMMITTEE MEETINGS IN THE MONTH OF FEBRUARY 2022

DATE	CHECK NO	AMOUNT	PAYABLE TO
3/21/2022	347	\$ 323.23	BOARD DIRECTOR
3/21/2022	348	\$ 319.37	BOARD DIRECTOR
3/21/2022	349	\$ 523.75	BOARD DIRECTOR
3/21/2022	350	\$ 600.28	BOARD DIRECTOR
		\$ 1,766.63	TOTAL PAYROLL CHECKS
PAYROLL TAXES, ADP CHARGE EFT			
		\$367.71	ADP TAXES
		\$367.71	TOTAL CHARGES & TRANSFER
		\$2,134.34	

***** NOTE: DOUG DAVERT DECLINES PAYMENT FOR ALL MEETINGS**

*Note: Payroll is processed by ADP (Automatic Data Processing)

EAST ORANGE COUNTY WATER DISTRICT
 CITIZENS BUSINESS BANK
 Prior Month's Checks To Ratify
 EMPLOYEES' PAYROLL*
 Month of March 2022

	CHECK DATE	CHECK AMOUNT	PAYABLE TO
AUTO DEPOSIT	3/9/2022	\$ 6,803.36	GENERAL MANAGER
AUTO DEPOSIT	3/9/2022	\$ 5,149.83	ENGINEERING MANAGER
AUTO DEPOSIT	3/9/2022	\$ 5,692.83	OPERATIONS MANAGER
AUTO DEPOSIT	3/9/2022	\$ 3,008.35	WASTEWATER SUPERVISOR
AUTO DEPOSIT	3/9/2022	\$ 2,021.97	WATER DISTRIBUTION OPERATOR III
AUTO DEPOSIT	3/9/2022	\$ 1,912.88	WATER DISTRIBUTION OPERATOR I
AUTO DEPOSIT	3/9/2022	\$ 2,065.04	WATER DISTRIBUTION OPERATOR I
AUTO DEPOSIT	3/9/2022	\$ 2,581.93	WASTEWATER COLLECTION OPERATOR II
AUTO DEPOSIT	3/9/2022	\$ 1,634.49	WASTEWATER COLLECTION OPERATOR I
AUTO DEPOSIT	3/9/2022	\$ 2,536.38	WASTEWATER COLLECTIONS OPERATOR I
AUTO DEPOSIT	3/9/2022	\$ 2,410.73	OFFICE MANAGER
AUTO DEPOSIT	3/9/2022	\$ 2,549.96	MANAGEMENT ANALYST
AUTO DEPOSIT	3/9/2022	\$ 2,029.90	ADMINISTRATIVE ASSISTANT I
AUTO DEPOSIT	3/9/2022	\$ 1,423.28	PART TIME ADMINISTRATIVE ASSISTANT
		<u>\$ 41,820.93</u>	SUB TOTAL

AUTO DEPOSIT	3/23/2022	\$ 6,347.21	GENERAL MANAGER
AUTO DEPOSIT	3/23/2022	\$ 5,149.84	ENGINEERING MANAGER
AUTO DEPOSIT	3/23/2022	\$ 4,979.18	OPERATIONS MANAGER
AUTO DEPOSIT	3/23/2022	\$ 3,550.84	WASTEWATER SUPERVISOR
AUTO DEPOSIT	3/23/2022	\$ 2,342.15	WATER DISTRIBUTION III
AUTO DEPOSIT	3/23/2022	\$ 1,897.46	WATER DISTRIBUTION WORKER I
AUTO DEPOSIT	3/23/2022	\$ 2,031.86	WATER DISTRIBUTION WORKER I
AUTO DEPOSIT	3/23/2022	\$ 2,564.15	WASTEWATER COLLECTION OPERATOR II
AUTO DEPOSIT	3/23/2022	\$ 1,634.49	WASTEWATER COLLECTION OPERATOR I
AUTO DEPOSIT	3/23/2022	\$ 2,059.53	WASTEWATER COLLECTIONS WORKER I
AUTO DEPOSIT	3/23/2022	\$ 2,534.73	OFFICE MANAGER
AUTO DEPOSIT	3/23/2022	\$ 2,130.02	MANAGEMENT ANALYST
AUTO DEPOSIT	3/23/2022	\$ 2,029.90	ADMINISTRATIVE ASSISTANT I
AUTO DEPOSIT	3/23/2022	\$ 1,423.28	PART TIME ADMINISTRATIVE ASSISTANT
		<u>\$ 40,674.64</u>	SUB TOTAL

3/9/2022	\$21,160.51	ADP TAXES
3/9/2022	\$2,623.72	EMPLOYEE PERS ELECTRONIC FUNDS TRANSFER
3/9/2022	\$3,242.16	EMPLOYER PERS ELECTRONIC FUNDS TRANSFER
3/9/2022	\$1,516.77	EMPLOYEE PERS PEPRA TRANSFER
3/9/2022	\$1,705.52	EMPLOYER PERS PEPRA MEMBER TRANSFER
3/9/2022	\$1,193.87	CAL PERS 457 - ING BANK
	<u>\$31,442.55</u>	TOTAL TRANSFERS

3/23/2022	\$20,705.74	ADP TAXES
3/23/2022	\$2,634.60	EMPLOYEE PERS ELECTRONIC FUNDS TRANSFER
3/23/2022	\$3,255.61	EMPLOYER PERS ELECTRONIC FUNDS TRANSFER
3/23/2022	\$1,516.77	EMPLOYEE PERS PEPRA TRANSFER
3/23/2022	\$1,705.52	EMPLOYER PERS PEPRA MEMBER TRANSFER
3/23/2022	\$1,210.29	CAL PERS 457 - ING BANK
	<u>\$31,028.53</u>	TOTAL TRANSFERS

\$144,966.65 GRAND TOTAL PAYROLL

PAYROLL	PAYROLL
3/9/2022	3/23/2022
\$41,820.93	\$40,674.64
\$31,442.55	\$31,028.53
<u>\$73,263.48</u>	<u>\$71,703.17</u>

*Note: Payroll is processed by ADP (Automatic Data Processing)

EAST ORANGE COUNTY WATER DISTRICT
 FUNDS TRANSFERRED BETWEEN ACCOUNTS
 8-Apr-22

DATE	AMOUNT	FROM	TO	REASON FOR FUND TRANSFER
3/24/2022	\$335,000.00	Citizens Business Bank - Money Market	Citizens Business Bank - Checking	Excess Funds
3/29/2022	\$1,000,000.00	LAIF	Citizens Business Bank - Checking	To cover purchase expense of a new CCTV vehicle & MWDOC water delivery payment



MEMO

TO: ADMINISTRATION & FINANCE COMMITTEE
FROM: GENERAL MANAGER
SUBJECT: INSTALLMENT PURCHASE AGREEMENT REPORT
DATE APRIL 8, 2022

Background

The District approved an Installment Purchase Agreement with Sterling Bank in December, 2020. The intent of that agreement was to finance costs from three large capital projects totaling approximately \$20.1 million. This report is meant to update the Board on the status of the agreement.

Staff prepared a statement with costs funded to date by the agreement. To date, a total of \$5.2 million of capital spending has been funded via the installment purchase agreement with the majority of those costs attributable to the CRA Project. This report is attached.

Recommendation

Informational.

Attachment(s): Installment Agreement Report

Installment Purchase Agreement Spending Report

VENDOR NAME	DATE PAID	AMOUNT
Ashok Dhingra (AKD Consulting) - EOCWD	1/9/2021	\$ 9,442.50
Quanta Services	1/14/2021	\$ 118,352.70
Quanta Services	1/14/2021	\$ 89,903.21
ARC Document Solutions	1/29/2021	\$ 333.06
AKM Consulting Engineers - EOCWD	1/29/2021	\$ 307.50
Communications Lab - EOCWD	2/11/2021	\$ 675.00
Quanta Electric Power Construction	2/11/2021	\$ 139,135.61
Communications Lab - EOCWD	2/24/2021	\$ 2,500.00
Ashok Dhingra (AKD Consulting) - EOCWD	2/24/2021	\$ 8,675.00
Ashok Dhingra (AKD Consulting) - EOCWD	2/24/2021	\$ 12,195.00
Tom Dodson & Assoc - EOCWD	2/24/2021	\$ 1,807.50
Quanta Services	3/11/2021	\$ 56,361.78
ENGEO Incorporated	3/11/2021	\$ 11,877.50
Tom Dodson & Assoc - EOCWD	3/11/2021	\$ 5,108.75
Communications Lab - EOCWD	4/5/2021	\$ 3,500.00
Tom Dodson & Assoc - EOCWD	4/6/2021	\$ 1,514.40
Steve Andrews Engineering	4/6/2021	\$ 11,890.80
Ashok Dhingra (AKD Consulting) - EOCWD	4/6/2021	\$ 5,028.00
Ardurra Group, Inc.	4/23/2021	\$ 390.00
ENGEO Incorporated	4/23/2021	\$ 1,237.50
Quanta Electric Power Construction	4/23/2021	\$ 98,463.83
Communications Lab - EOCWD	4/23/2021	\$ 7,500.00
Ardurra Group, Inc.	5/10/2021	\$ 975.00
ENGEO Incorporated	5/10/2021	\$ 4,885.00
Tom Dodson & Assoc - EOCWD	5/10/2021	\$ 6,760.00
Steve Andrews Engineering	5/10/2021	\$ 6,936.30
Communications Lab - EOCWD	5/26/2021	\$ 1,128.75
Steve Andrews Engineering - EOCWD	5/26/2021	\$ 7,881.70
CDM Smith - EOCWD	5/26/2021	\$ 10,558.50
Quanta Electric Power Construction	5/26/2021	\$ 167,952.39
ENGEO Incorporated	6/9/2021	\$ 4,006.25
Steve Andrews Engineering	6/9/2021	\$ 8,214.50
Tom Dodson & Assoc	6/9/2021	\$ 9,742.75
CDM Smith	6/17/2021	\$ 1,791.50
Quanta Electric Power Construction	6/17/2021	\$ 90,414.64
Ashok Dhingra (AKD Consulting)	6/25/2021	\$ 19,961.00
Quanta Electric Power Construction	6/25/2021	\$ 82,586.08
Communication Lab	6/25/2021	\$ 5,512.92
ENGEO Incorporated	6/25/2021	\$ 1,807.50
Tom Dodson & Assoc	6/25/2021	\$ 2,070.00
Ashok Dhingra (AKD Consulting)	7/22/2021	\$ 21,168.00
Steve Andrews Engineering	7/22/2021	\$ 2,725.00
Communications Lab - EOCWD	7/22/2021	\$ 5,601.20

Communications Lab - EOCWD	7/30/2021	\$	2,500.00
Tom Dodson & Assoc	7/30/2021	\$	2,950.85
United Water Works Inc.	7/30/2021	\$	1,003.09
ENGEO Incorporated	7/30/2021	\$	1,290.00
City of Orange	7/30/2021	\$	2,743.00
Ardurra Group, Inc.	8/19/2021	\$	97.50
Ashok Dhingra (AKD Consulting)	8/19/2021	\$	16,201.56
California Concrete Ready Mix, Inc.	8/19/2021	\$	10,305.00
G.O. Rodriguez Trucking, Inc.	8/19/2021	\$	2,992.00
Trench Shoring Company	8/19/2021	\$	1,378.80
Alhambra Foundry Co Ltd.	8/19/2021	\$	1,646.92
Mar-Con Products, Inc	8/19/2021	\$	520.57
Solutions Project Management, LLC	8/19/2021	\$	2,175.00
Communications Lab - EOCWD	9/1/2021	\$	175.00
County of Orange - EOCWD	9/1/2021	\$	1,462.22
California Concrete Ready Mix, Inc.	9/1/2021	\$	975.00
Steve Andrews Engineering	9/1/2021	\$	7,336.30
Trench Shoring Company	9/1/2021	\$	1,258.62
Tom Dodson & Assoc	9/1/2021	\$	472.50
Quanta Electric Power Construction	9/1/2021	\$	241,927.05
ENGEO Incorporated	9/1/2021	\$	515.00
Casamar Group, LLC	9/17/2021	\$	249.63
GeoPentech	9/17/2021	\$	3,065.00
Steve Andrews Engineering	9/23/2021	\$	4,280.00
LSA Associates, Inc.	9/23/2021	\$	3,000.00
ENGEO	9/23/2021	\$	30,687.60
G.O. Rodriguez Trucking, Inc.	9/23/2021	\$	3,237.60
Trench Shoring Company	9/23/2021	\$	4,998.23
Champion Paving	10/8/2021	\$	6,525.00
Doty Bros Construction Co.	10/8/2021	\$	33,941.97
G.O. Rodriguez Trucking, Inc.	10/8/2021	\$	1,198.00
Quanta Electric Power Construction Manager	10/8/2021	\$	261,058.39
Trench Shoring Company	10/8/2021	\$	1,983.20
Weber Water Resources CA LLC	10/8/2021	\$	13,081.83
Communication Labs (EOCWD)	10/8/2021	\$	585.00
Weber Water Resources CA LLC	10/11/2021	\$	235,472.84
Ardurra Group Inc.	10/19/2021	\$	682.50
Casamar Group, LLC	10/19/2021	\$	499.26
ENGEO	10/19/2021	\$	16,686.90
Nicholas J Arhontes	10/19/2021	\$	378.20
Steve Andrews Engineering	10/19/2021	\$	6,333.60
Tom Dodson & Associates	10/19/2021	\$	3,410.25
Trench Shoring Company	10/19/2021	\$	1,190.20
Communication Labs (EOCWD)	11/1/2021	\$	760.00
Atkinson, Andelson, Loya, Ruud & Romo (EO)	11/1/2021	\$	459.00
ALS Group	11/1/2021	\$	1,457.00
Quanta Electric Power Construction Manager	11/16/2021	\$	30,715.66

Weber Water Resources CA LLC	11/16/2021	\$	577,724.45
Casamar Group, LLC	11/16/2021	\$	291.24
Steve Andrews Engineering	11/16/2021	\$	100.00
ALS Group	11/19/2021	\$	2,060.00
Ardurra Group Inc.	11/19/2021	\$	1,170.00
ENGEO	11/19/2021	\$	11,117.60
GeoPentech	11/19/2021	\$	2,782.50
Ashok Dhingra	12/3/2021	\$	24,178.72
Ashok Dhingra	12/13/2021	\$	45,370.40
AKM Consulting Engineers	12/13/2021	\$	660.00
Ardurra Group Inc.	12/13/2021	\$	585.00
Casamar Group, LLC	12/13/2021	\$	1,305.40
Solutions Project Management, LLC	12/13/2021	\$	1,050.00
ARC Document Solutions, LLC	12/28/2021	\$	766.34
Quanta Electric Power Construction Manager	12/28/2021	\$	32,681.55
Weber Water Resources CA LLC	1/12/2022	\$	184,604.48
BC Traffic Specialist	1/13/2022	\$	4,000.00
Casamar Group, LLC	1/13/2022	\$	1,146.06
ENGEO	1/13/2022	\$	9,482.43
Solutions Project Management, LLC	1/13/2022	\$	1,162.50
Quanta Electric Power Construction Manager	1/31/2022	\$	82,053.58
Ardurra Group Inc.	1/31/2022	\$	5,027.50
BC Traffic Specialist	1/31/2022	\$	700.00
City of Tustin	1/31/2022	\$	3,000.00
HDR Engineering, Inc.	1/31/2022	\$	3,325.00
Guida Surveying, Inc.	1/31/2022	\$	1,018.50
ENGEO	2/8/2022	\$	2,822.50
Solutions Project Management, LLC	2/8/2022	\$	1,275.00
Steve Andrews Engineering	2/8/2022	\$	11,890.80
United Water Works, Inc.	2/8/2022	\$	21,959.13
ALS Group	2/8/2022	\$	2,060.00
HDR Engineering, Inc.	2/16/2022	\$	10,484.27
Butier Engineering, Inc.	2/28/2022	\$	15,847.50
T.E. Roberts, Inc.	2/28/2022	\$	1,154,192.90
City of Tustin	2/28/2022	\$	3,000.00
Quanta Electric Power Construction Manager	2/28/2022	\$	34,774.19
Steve Andrews Engineering	2/28/2022	\$	4,954.50
W.A. Rasic Construction	2/28/2022	\$	12,098.12
Solutions Project Management, LLC	3/14/2022	\$	1,387.50
City of Tustin	3/14/2022	\$	3,000.00
ENGEO	3/14/2022	\$	7,712.75
Casamar Group, LLC	3/14/2022	\$	998.52
Butier Engineering, Inc.	3/23/2022	\$	32,985.00
Quanta Electric Power Construction Manager	3/23/2022	\$	31,907.97
Steve Andrews Engineering	3/23/2022	\$	13,872.60
City of Tustin	3/23/2022	\$	3,000.00
T.E. Roberts, Inc.	3/30/2022	\$	789,477.64

Ashok Dhingra	3/30/2022	\$	3,242.88
Casamar Group, LLC	3/30/2022	\$	1,478.90
ENGEO	3/30/2022	\$	4,493.75
Harper & Associates Engineering, Inc.	3/30/2022	\$	1,520.00
	Total =	\$	5,182,541



MEMO

TO: ADMINISTRATION AND FINANCE COMMITTEE
FROM: GENERAL MANAGER
SUBJECT: RATE STUDY PRESENTATION
DATE APRIL 8, 2022

Background

The District hired Raftelis Financial Consultants to prepare a rate study for the next 5 year period. Work on this study began in August 2021. Several iterations and revisions have been reviewed by staff and representatives from Ide Bailey. Recent shifts in inflationary costs as well as rising costs of both groundwater and imported water have been considered in this latest version of the rate study.

This presentation will inform the committee on the status of the rate study as well as some of the underlying assumptions.

Recommendation

Informational.

Attachment(s): None.